



---


# GREENLAND CROSSING

2,500M / 8,202FT

---



**2025 EXPEDITION TRIP NOTES**





# GREENLAND CROSSING EXPEDITION TRIP NOTES



## 2025 TRIP DETAILS

**Dates:** April 22 to May 27, 2025

**Duration:** 36 days

**Departure:** ex Reykjavík, Iceland

**Price:** €20,000

▲ Cross the world's largest island on this epic journey. Photo: Maxime Poncet

In 1888, Norway's Fridtjof Nansen completed the first traverse of Greenland on skis in an epic journey of hardship and discovery. Nansen built large sleds for the journey which were the first of their kind and required several men to haul them. To this day, to ski unsupported across Greenland is an adventure of the highest degree. It is a spectacular and rewarding journey and is also ideal training for Antarctic and Arctic travel.

In April and May of 2025, Adventure Consultants will embark on a ski traverse across the icy interior of Greenland, the world's largest island. We all owe it to ourselves to express our true spirit of adventure, now you can achieve it on this amazing journey through a true Arctic wilderness.

Even with the latest communications equipment in our kit and reliable aircraft support as backup, this crossing is still a major achievement in itself, or ideal expedition for developing endurance and skills for longer polar odysseys.

We have programmed our traverse to take place over the early summer season when conditions are the most favourable and we can anticipate temperatures in the range of -25°C/-13°F on the coldest days. If you have a good level of fitness and are a team player then we welcome you to apply for a place on the expedition team.

## HOW THE EXPEDITION OPERATES

The group will meet in Reykjavík, Iceland, for team introductions and final equipment preparations. The following morning, we will fly to Kulusuk in Greenland, and transfer on to nearby Tasiilaq. Here we will board a helicopter to fly us onto the ice cap and the beginning of the adventure.

Each day the team will haul sleds for an average of 18–20km/11–12.5 miles, with scheduled stops at regular intervals for food and liquid. At the beginning of the traverse, the sleds will weigh around 75kg/165lb, with all the provisions for the entire journey.

At the completion of each day's journey, the team will assemble tents and camp duties will be shared amongst the members.



▲ Work together to establish camp at the end of each day. Photo: Maxime Poncet

The expedition will gradually climb to the high point of the ice cap at around 2,500m/8,200ft, before beginning the long descent towards Greenland's west coast.

At the end of the traverse, we will descend from the glacier to meet vehicle transport for the drive to Kangerslusuaq. From here, we will fly to Nuuk and on to Reykjavík and the official end of the expedition.

## PREREQUISITE EXPERIENCE

Team members will require previous backcountry winter experience on skis and the ability to work well within a team environment. The nature of this expedition demands strong team cohesion and commitment. An essential ingredient for participants is physical fortitude for working hard in a cold weather environment hence each member must be strong and healthy.

## TRIP DATES & ITINERARY

**Dates:** April 22 to May 27, 2025

Day 1	Meet in Reykjavík, Iceland
Day 2	Equipment checks and preparation
Day 3	Fly Reykjavík to Kulusuk, Greenland, transfer to Tasiilaq
Day 4	Preparations in Tasiilaq

Day 5	Helicopter flight from Tasiilaq to ice cap at 1,000m/3,300ft, begin traverse
Day 6–32	Crossing days
Day 33	Descend ice cap, transfer to Kangerslusuaq
Day 34–35	Spare weather/contingency days
Day 36	Depart Kangerslusuaq for Reykjavík or home (via Copenhagen)

**NOTE:** We recommend that team members book flexible airline tickets to cater for changes to the itinerary at the end of the trip. Flights home can be booked from Kangerslusuaq via Copenhagen on Day 36.

## TEAM SIZE

The team will have a minimum size of 4 members and 1 guide and a maximum size of 8 members and 2 guides.

## OUR GUIDES

The Adventure Consultants team includes experienced Arctic/Antarctic travellers whose knowledge and expertise are imperative in making these expeditions a success. The guides for each crossing are confirmed approximately six months prior to the departure date.



▲ Approaching the abandoned DYE 2 Radar Station. Photo: John Clark

## THE ADVANTAGES OF CLIMBING WITH ADVENTURE CONSULTANTS

Adventure Consultants is renowned for the quality of its service and strategy applied to high altitude expedition climbing and polar travel. Our reputation is attributed to meticulous planning and experienced logistics coordination. We have a philosophy of investing in every expedition to offer our climbers the best possible chance of success.

We employ strong and specialised Expedition Leaders and support staff, who are some of the most pre-eminent in the industry. We pride ourselves on operating with small teams with the best back-up and support available. This includes nutritious and ample quantities of food, comfortable base camp facilities, reliable communications systems and the necessary medical back up.

Many of our expedition members come to us because they have seen us in action on a previous trip and decide to opt for our level of service and proven experience. Others return because they know we do our very best to make expeditions safe and successful.

## FOOD

Food will be of the highest standard possible, given the remoteness of the situation. As we are hauling all of the requisite equipment and food for a month-long period, it is usual for food to be somewhat monotonous! However, we do our best to plan our cuisine to be varied and nourishing to ensure energy levels are maintained. Please inform us if you have any special dietary requirements.

## SAFETY & COMMUNICATIONS

To safeguard members of the expedition, we will be carrying a satellite telephone and a Personal Locator Beacon.

Evacuation insurance whilst on the traverse is included in the expedition fee, but is limited to cover legitimate accident only and evacuation will be to the nearest port within Greenland. We require expedition members to carry additional insurance for evacuation and repatriation as well as normal travel medical expenses. Contact us for expedition insurance advice.

## MEDICAL EXAMINATION

Expedition members will be provided with a medical questionnaire and asked to visit their family physician to receive a full medical examination.

This information will be sighted by our medical adviser and the guides only and will be treated with full confidentiality.

## TRAVEL TO REYKJAVÍK

There are regular flights from destinations around the UK/Europe and North America into Iceland's main international terminal at Keflavík Airport. Regular shuttles depart from the airport for the 50km/30 mile journey into Reykjavík, and will drop off at your accommodation.

## VISAS

Generally, entry visas are not required for travellers staying less than three months in Greenland, but please check with your travel agent. The expedition ski permits are a separate matter dealt with by the expedition agent.

## DOCUMENTATION & PHOTOGRAPHS

Expedition members will need to provide a passport photograph for permits and a copy of their passport biodata page.

## EQUIPMENT LIST

Equipment has improved dramatically since Nansen's time, allowing us to undertake this significant adventure with considerably less hardship! However, the equipment we do take must be of the highest quality and appropriate for our specific requirements.

Expedition members will be sent a list detailing all the necessary clothing and equipment. Obviously, weight is everything and we will rationalise every item we carry. A gear check will be carried out prior to departing Reykjavík to allow us to finalise loads.


Adventure Consultants will supply all group gear (e.g. tents, stoves, food and sleds), whilst expedition members are to provide their own personal clothing and equipment including skis, skins and boots.



▲ Seemingly endless ice. Photo: Björgvin Hilmarsson



▲ An overnight storm blankets the camp in snow. Photo: Maxime Poncet



▲ Snacking on harðfiskur, traditional Icelandic dried fish. Photo: John Clark

# EXPEDITION FEE

The cost of the expedition ex Reykjavík, Iceland is €20,000.

This is an inclusive cost and covers the following:

- Adventure Consultants polar guides
- All expedition organisational requirements
- All permits for the expedition
- Two nights hotel accommodation in Tasiilaq (twin share)
- Expedition food and equipment
- Flights from Reykjavík to Kulusuk
- Helicopter charter from Tasiilaq to Hahn Glacier
- Tents, stoves, sleds & harness

The expedition fee **does not** include the following:

- International airfare to Reykjavík and return
- Airfare from Kangerslusuaq, Greenland to Reykjavík or home after the expedition
- Any additional helicopter flights
- Personal clothing and equipment
- Personal travel/trip cancellation insurance
- Airport transfers
- Hotel and personal expenses in Reykjavík
- Hotel and personal expenses in Kangerslusuaq
- Costs for delays in Kulusuk/Tasiilaq beyond the 2 included nights at the start of the expedition
- Personal rescue/medical evacuation costs beyond Greenland
- Any costs associated with early departure from the expedition
- Overweight/excess baggage fees

**NOTE:** Pricing may change due to increases in airfares and other costs outside the control of Adventure Consultants.

# PAYMENT DETAILS

All payments should be made by bank transfer to the following Euro bank account:

Bank of New Zealand  
Offshore Branch  
42 Willis Street  
Spark Central  
Wellington  
New Zealand

For the account of Adventure Consultants Limited

**Account Number:** 1000-594771-0002

**Account Type:** Euros

**Swift Address:** BKNZN22

**NOTE:** All bank transfer charges are for the remitter's account.



▲ The remote Arctic village of Tasiilaq. Photo: John Clark



▲ Preparing a cuppa. Photo: Icelandic Mountain Guides



▲ Spectacular sunsets. Photo: Róbert Þór Haraldsson



▲ The edge of the icecap. Photo: John Clark



▲ Approaching the edge of the icecap. Photo: Maxime Poncet

We can also accept your deposit and balance payment by credit card (Visa, Mastercard and Amex) plus a 3% card transaction fee.

## DEPOSIT

A non-refundable deposit of €2,000 is payable to secure a place on the expedition.

## BALANCE

The balance is payable 120 days prior to the expedition start date.

## CANCELLATION & REFUND POLICY

An expedition member may then cancel their participation on the following basis:

- Cancellations outside of 120 days will result in the loss of the trip deposit.
- For cancellations made within 120 days of the trip commencement date we reserve the right to retain 50% of the balance payment fee.
- For cancellations within 90 days of the departure date a cancellation fee of 100% of the full fee applies.

We strongly recommend you take out trip cancellation insurance via your travel agent if you wish to be covered against cancellation due to medical or personal reasons.

## HOW TO JOIN THIS EXPEDITION

If you would like to join our Greenland Crossing Expedition, please complete our online application form at <https://adventureconsultants.com/expeditions/polar-journeys/greenland-crossing#DepartureBookingBlock> and submit your trip deposit.

## CONTACT US

Please contact us if you'd like any further information or assistance in planning your trip:


Adventure Consultants Ltd  
5/12 Frederick Street,  
PO Box 739,  
Wanaka, 9343  
New Zealand

**Phone:** +64 3 443 8711

**Email:** [info@adventure.co.nz](mailto:info@adventure.co.nz)

**Website:** [www.adventureconsultants.com](http://www.adventureconsultants.com)







▲ Ideal training for longer polar adventures or an expedition in itself. Photo: John Clark



Adventure Consultants is affiliated to the New Zealand Mountain Guides Association (NZMGA), New Zealand Alpine Club (NZAC) and a corporate member of the American Alpine Club (AAC). Adventure Consultants is a supporter of the dZi Foundation in Nepal for their 'Revitalise a Village' programmes.

Adventure Consultants perform to IFMGA/UIAGM standards and are world leaders in high altitude guiding.

